
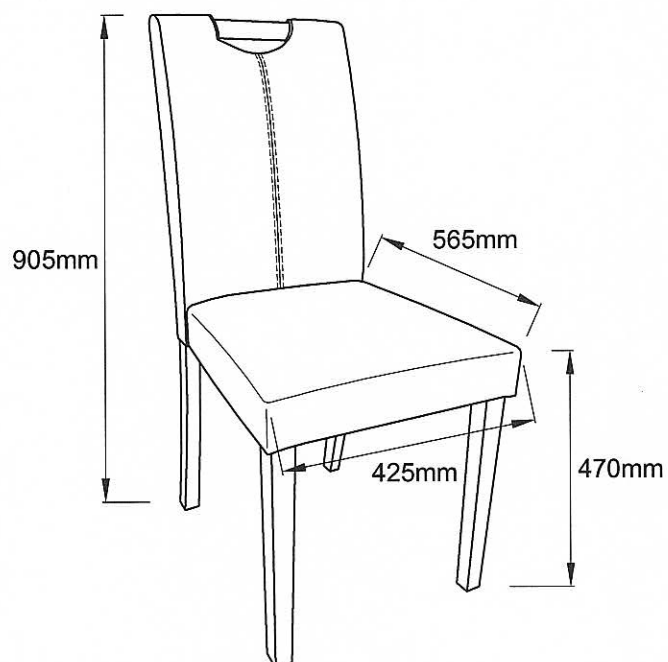
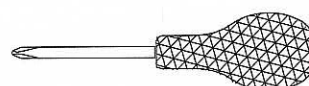



SIENA CDK - 0763



- | | |
|-----------------------------------------|-------------------------------------|
| (D) Montageanleitung | (GB) Assembly instructions |
| (FR) Notice de montage | (IT) Istruzioni di montaggio |
| (NL) Handleiding voor de montage | (PL) Instrukcja montażu |
| (CZ) Montážní návod | (SK) Návod na montáž |
| (HU) Szerelési útmutató | (RO) Instrucțiuni de montaj |
| (TR) Montaj talimatı | (RU) инструкция по монтажу |

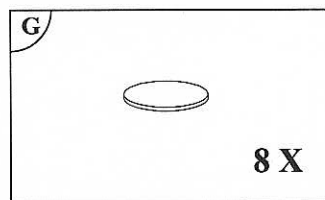
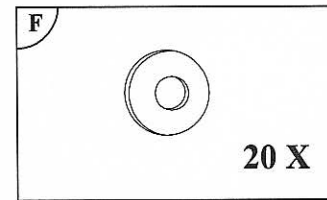
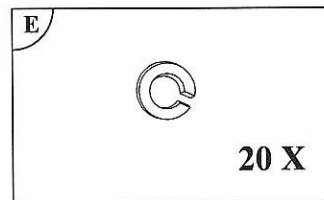
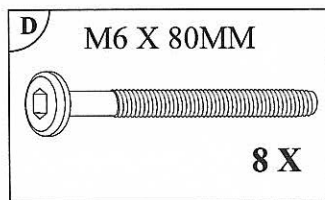
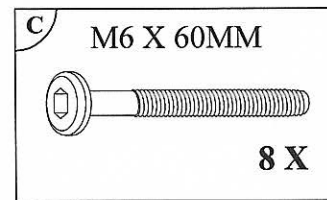
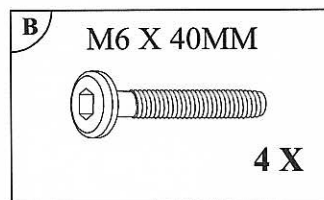
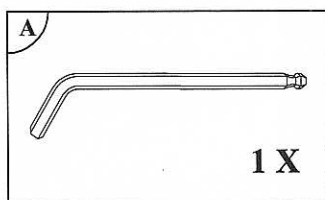
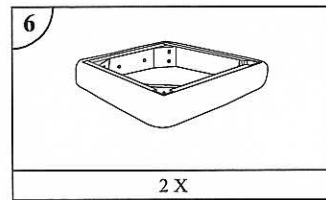
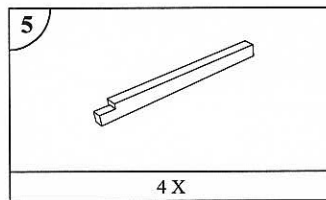
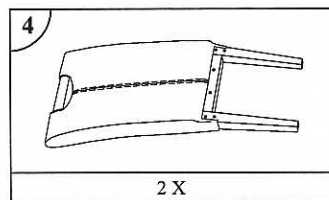
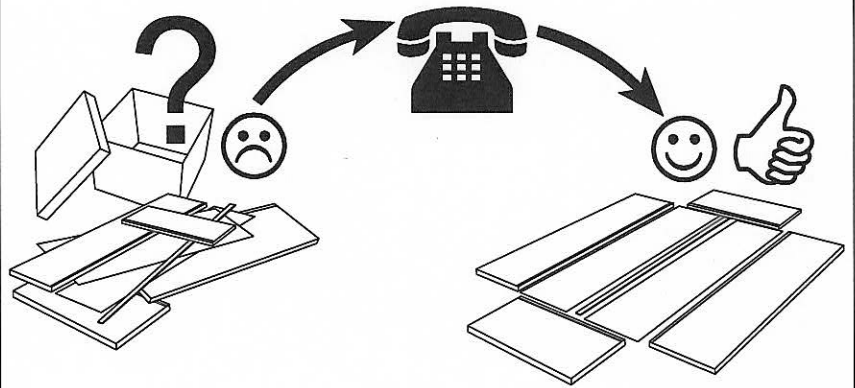
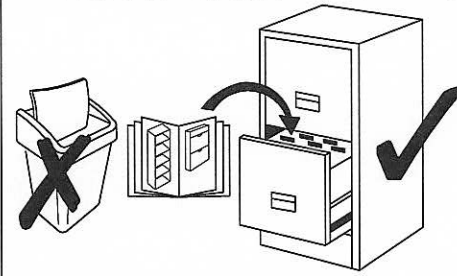




**Service • Assistenza • Dienstverlening • Serwis
Servis • Szerviz • Сервисная служба**

Name • Nom • Nome • Naam •
Nazwa • Jméno • Názov • Név •
Denominare • Isim • Название

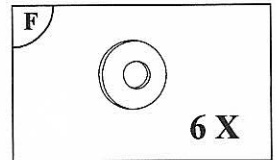
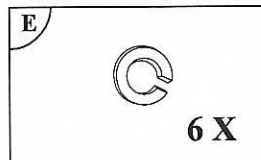
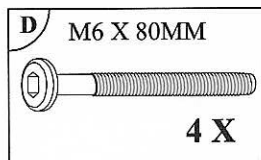
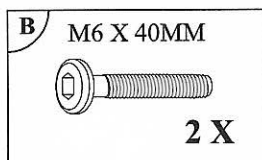
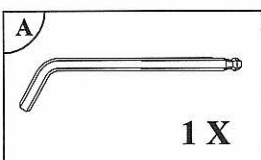
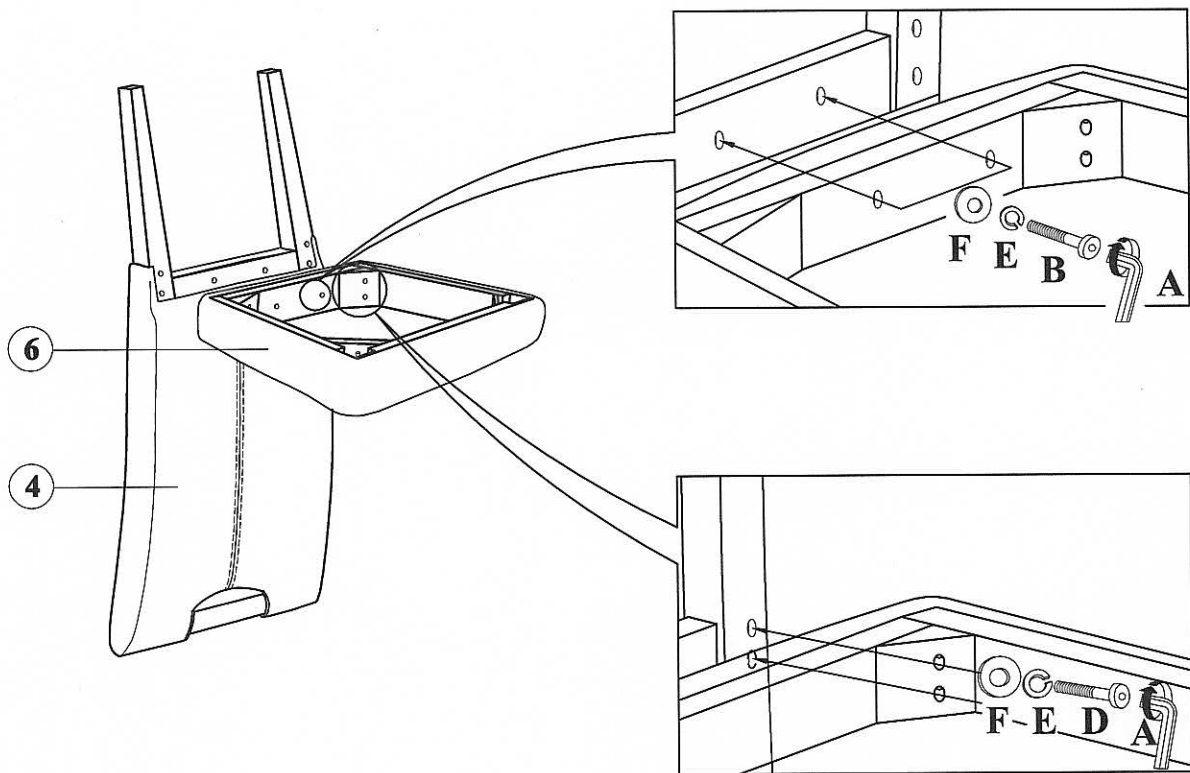
Nr. • No. • N° • Номер • Č • Sz

Typ • Type • Tipe • Típus • Tipo •
Тип

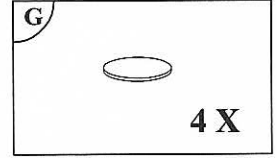
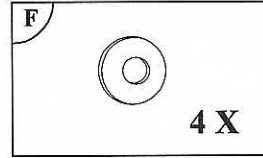
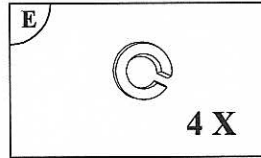
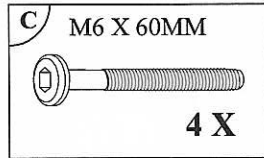
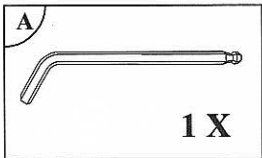
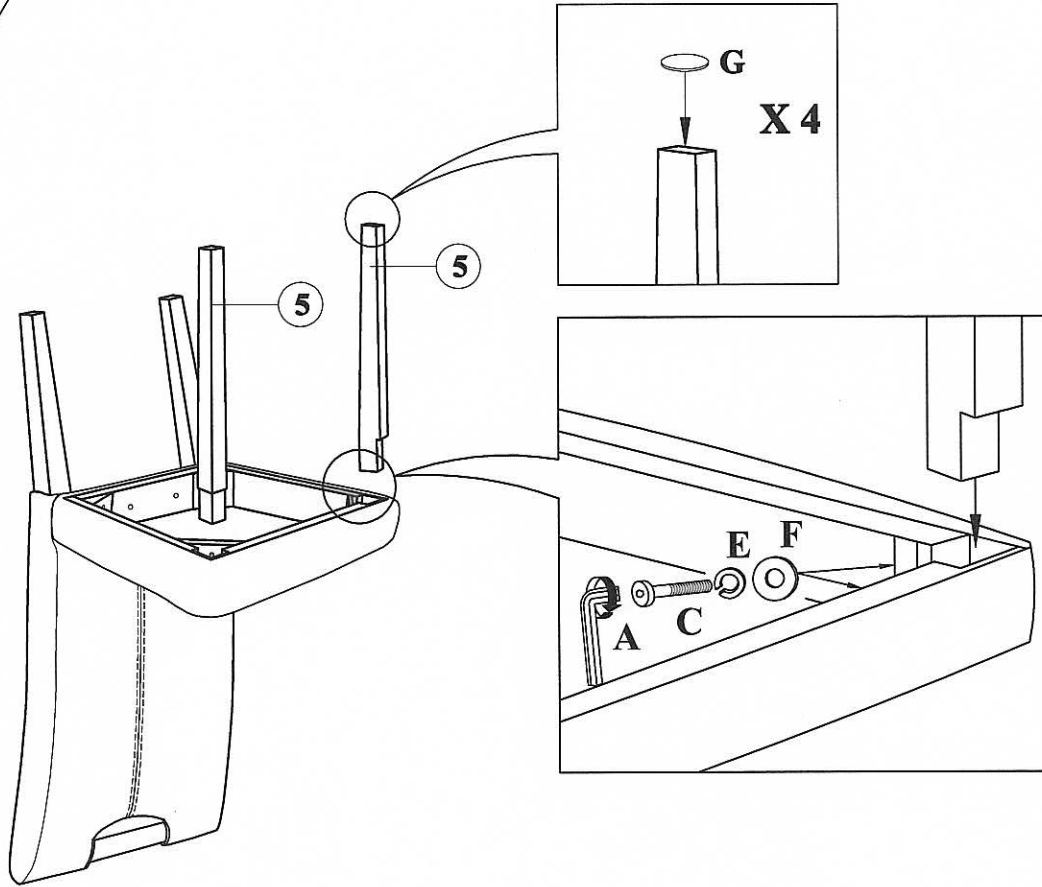




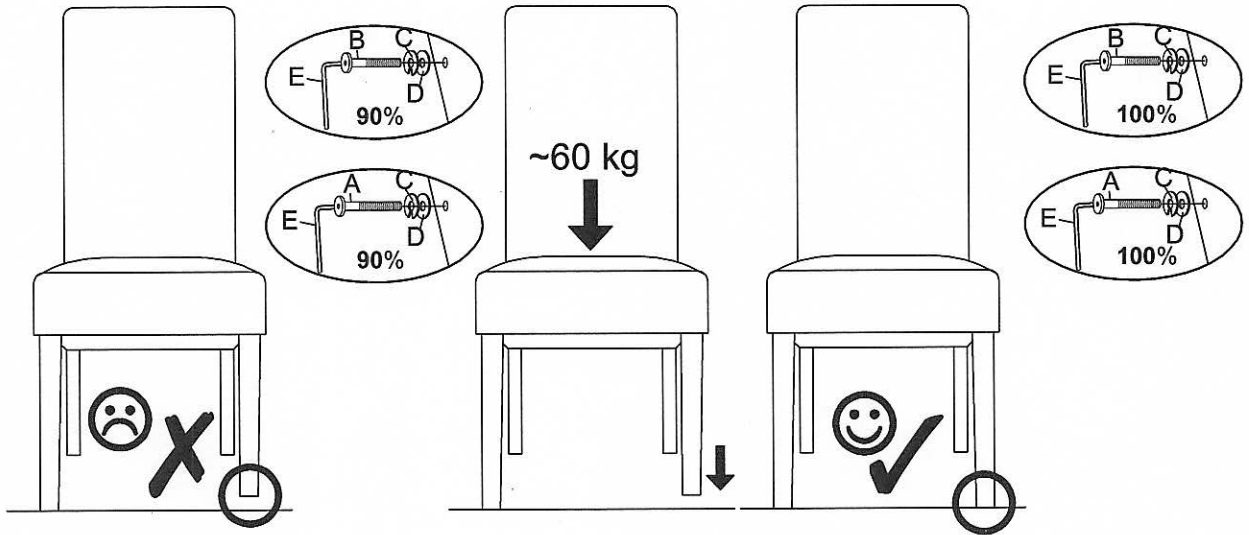
1



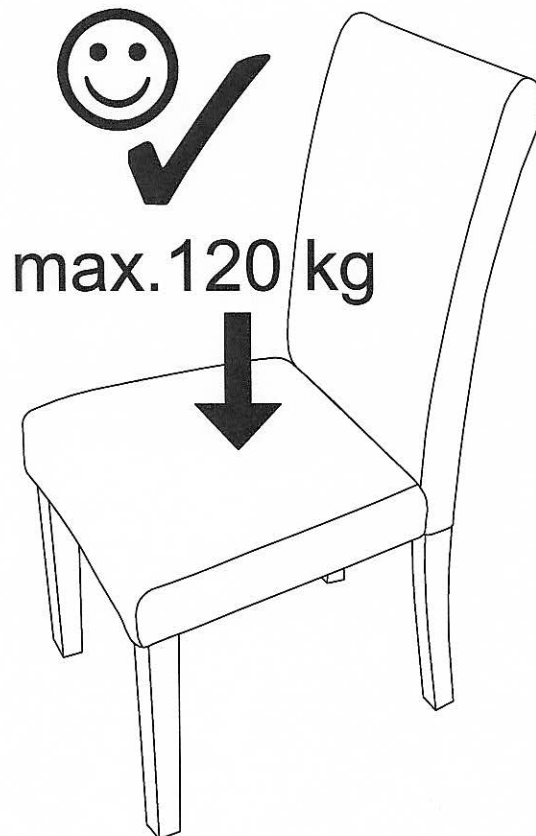
2



3



4



| | | |
|-----------|-----------------------------------------------------------------------------------------------------------------------------------------------|----------------------------------------------------------------------------------------------------------------------------------------------|
| 2 | D | Ziehen Sie alle Schrauben sowie tragende Verbindungsteile nach ca. 5 Wochen nach, um eine dauerhafte Standsicherheit zu gewährleisten. |
| | GB | After approx. 5 weeks, tighten all screws and load-bearing connecting parts to ensure permanent stability. |
| | FR | Resserrez toutes les vis ainsi que les pièces de fixation au bout d'environ 5 semaines pour garantir une sécurité de fixation durable. |
| | IT | Ristringere tutte le viti e giunture dopo ca. 5 settimane, al fine di garantire una durevole solidità. |
| | NL | Draai alle schroeven en ook dragende verbindingstukken na ca. 5 weken nog eens vast, zodat een continue stabiliteit wordt gegarandeerd. |
| | PL | Prosimy po ok. 5 tygodniach dokręcić wszystkie śruby w elementach łączących. Zagwarantuje to Państwu trwałość i stabilność połączeń. |
| | CZ | Dotáhněte všechny šrouby a nosné spojovací díly přibližně po 5 týdnech, aby se zaručila trvalá stabilita. |
| | SK | Po cca 4 týždňoch dotiahnite skrutky, aby bola zaručená ich trvalá stabilita. |
| | HU | Húzza utána - kb. 5 hét múlva - az összes csavart és a teherhordó összekötő -alkatrészeket a biztonság érdekében. |
| | RO | Pentru a asigura o stabilitate de durată, strângeți după cca. 5 săptămâni toate șuruburile, precum și toate elementele portante de legătură. |
| | TR | Tüm vida ve taşıyıcı bağlantı parçalarını kalıcı bir duruş güvenliğini sağlamak için yaklaşık 5 hafta sonra tekrar sıkınız. |
| RU | Подкрутите все болты, а также несущие соединительные детали прибл. через 5 недель для обеспечения устойчивости в течение длительного времени. | |
| 3 | D | Bitte nur mit einem Staubtuch oder leicht feuchtem Lappen reinigen. Keine scheuernden Putzmittel verwenden. |
| | GB | Please only clean with a duster or a damp cloth. Do not use any abrasive cleaners. |
| | FR | Veillez nettoyer uniquement avec un chiffon à poussière ou un chiffon légèrement humide. Ne pas utiliser de détergent abrasif. |
| | IT | Si raccomanda di pulire solo con un panno per la polvere o uno strofinaccio umido. Non utilizzare detersivi abrasivi. |
| | NL | Reinig alleen met een stofdoek of een lichtjes vochtige doek. Gebruik geen schurende poetsmiddelen. |
| | PL | Czyszczenie należy wykonać wyłącznie za pomocą ściereczki lub lekko nawilżonego ręcznika. Nie stosować środków czyszczących do szorowania. |
| | CZ | Čistěte prosím jen prachovkou nebo lehce navlhčeným hadrem. Nepoužívejte drhnoucí čisticí prostředky. |
| | SK | Na čistenie používajte len prachovku alebo zľahka navlhčenú utierku. Nepoužívajte žiadne drhnúce čistiace prostriedky. |
| | HU | Kérjük, csak portórló kendővel vagy enyhén nedves ronggyal tisztítsa. Ne használjon dörzsoltató tisztítószert. |
| | RO | Vă rugăm să utilizați la curățare exclusiv o cârpă de șters praful sau o cârpă ușor umezită. Nu utilizați substanțe de curățat abrazive. |
| | TR | Lütfen sadece bir toz beziyle veya hafif nemli yumuşak bir bezle siliniz. Aşındırıcı temizlik malzemeleri kullanmayınız. |
| | RU | Очищайте от пыли тряпкой или слегка влажной ветошью. Не допускается применение чистящих средств, не предназначенных для ухода за мебелью. |